



Mid-Year Ridership Report

Metra Board of Directors

August 19, 2020

Presented by Lynnette H. Ciavarella

Senior Division Director, Strategic Planning & Performance



Pre-COVID Trends

Month	Previous Year 2018-2019 (Millions)	Most Recent 2019-2020	Change
November	6.26	6.02	-3.8%
December	5.73	5.76	0.4%
January	5.85	5.96	1.8%
February	5.73	5.79	1.1%

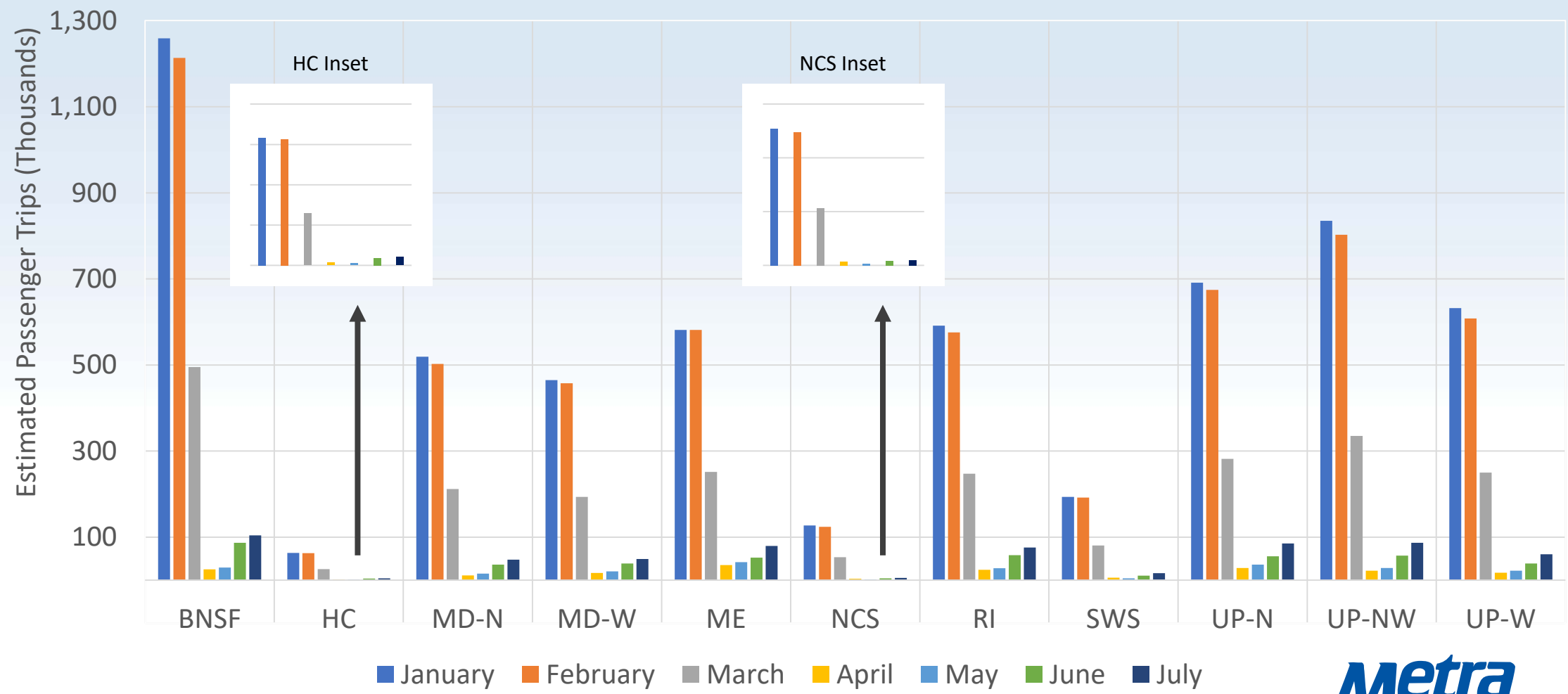
Ridership Influences: First Half of 2020

Pre-COVID	March	May	June
Three months of ridership increases from Dec 2019 to Feb 2020	Initial Illinois cases reported, conventions cancelled, and employers begin Work-From-Home	Illinois enters Phase II, requiring masks in public	Service cancelled June 1-2, limited schedule June 3-7
Less severe winter weather	Metra amends refund policy for monthly ticket holders March 17	Metra reduced service on HC, NCS, and SWS on May 4	City of Chicago enters Phase III on June 3
February Leap Day	Illinois begins “Stay-At-Home Order” March 21	Metra reduces Saturday service to Sunday schedule on May 5	\$10 All Day Pass introduced June 3
	Metra begins modified schedule March 23	NE Illinois enters Phase III on May 29	Service added to RI on June 15, then HC, NCS, and SWS on June 18.
		Service cancelled early May 30 & 31 amid Chicago curfew order	Illinois enters Phase IV on June 26



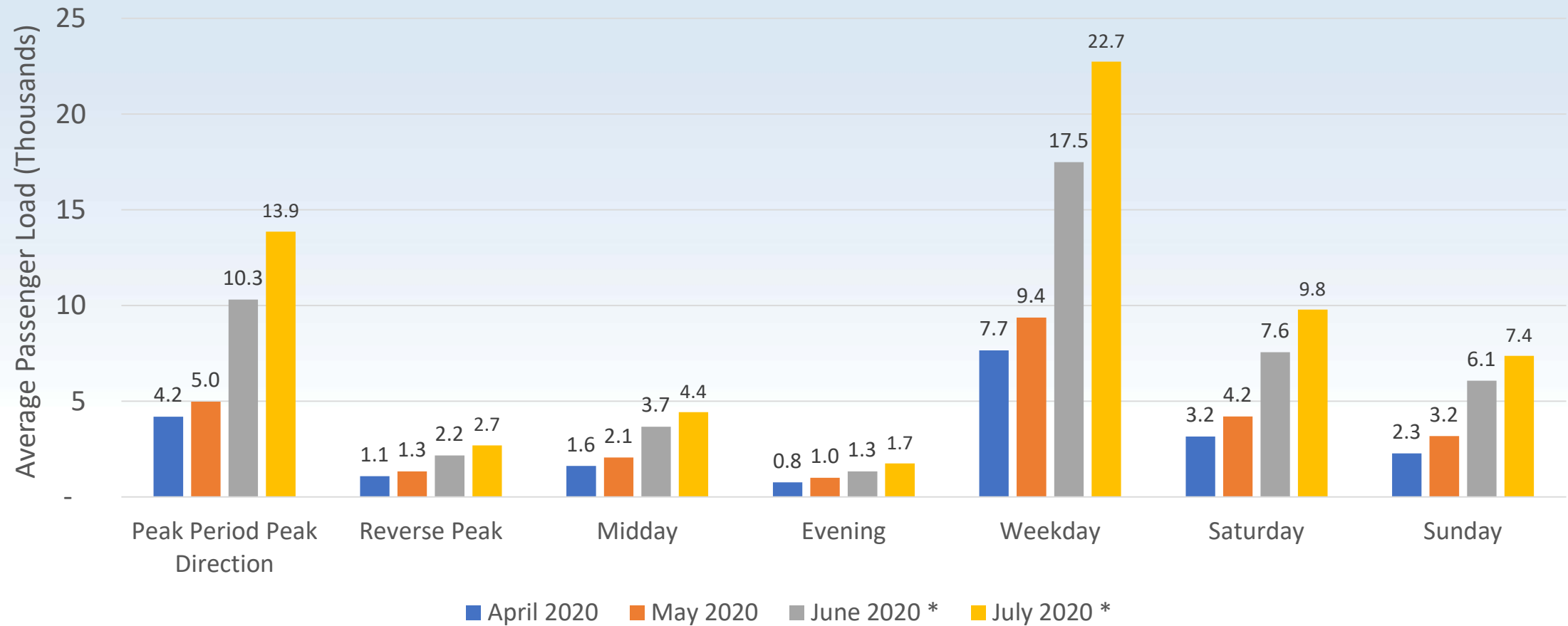
Monthly Ridership Trends by Line

Metra System Ridership by Line (Jan-Jul 2020)



Passenger Loads by Service Period

Average Passenger Load by Service Period (April-July 2020)



* Preliminary data



Ridership Dashboard



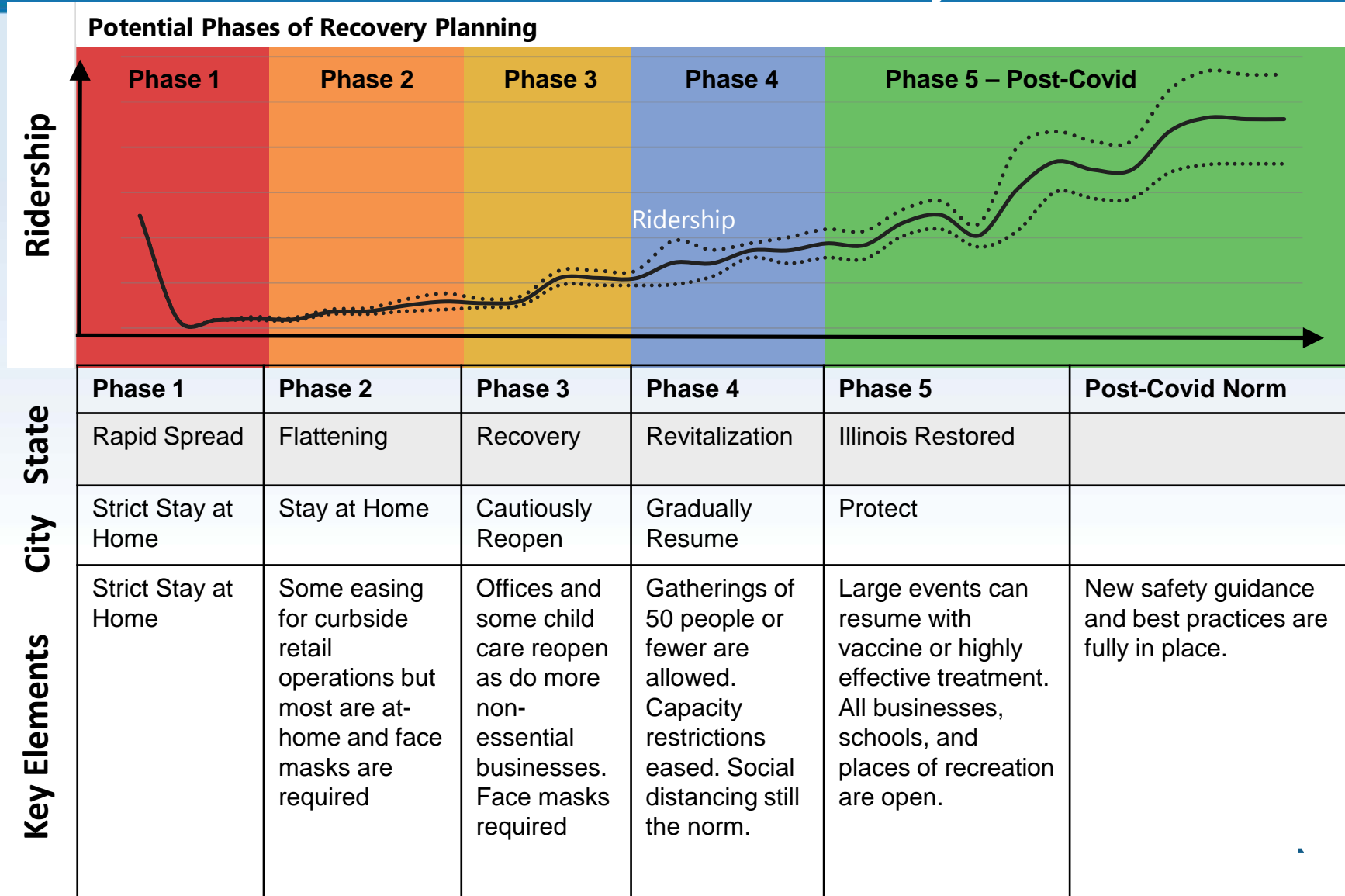
Ridership Dashboard Union Pacific Northwest (UP-NW) - Weekday - Inbound towards Chicago

Train Number:	602	606	608	610	616	618	626	632	636	638	640	642	644	648	652	658	660	662
Crowding: (Jul 20-24 Average Riders per Car)	15	22	11	20	11	10	33	8	71	8	19	13	10	24	36	11	8	6
Harvard				5:47					7:35		9:35					5:35		8:35
McHenry (Branch Line)			5:50	↓				7:39	↓		↓					↓		↓
Woodstock			↓	6:00				↓	7:48		9:48					5:48		8:48
Crystal Lake	4:47	5:36	↓	6:13	6:19		7:00	↓	8:00	9:00	10:00	11:00	12:10	3:00	4:15	6:00	8:00	9:00
Pingree Road	↓	5:39	6:04	↓	6:22		↓	7:53	8:03	9:03	10:03	11:03	12:13	3:03	4:18	6:03	8:03	9:03
Cary	4:53	5:44	↓	6:22	6:29		↓	↓	8:08	9:08	10:08	11:08	12:18	3:08	4:23	6:08	8:08	9:08
Fox River Grove	4:56	5:47	↓	6:25	6:32		↓	↓	8:11	9:11	10:11	11:11	12:21	3:11	4:26	6:11	8:11	9:11
Barrington	5:04	5:55	6:19	6:34	6:40		7:15	8:06	8:18	9:18	10:18	11:18	12:28	3:18	4:33	6:18	8:18	9:18
Palatine	5:11	6:02	6:28	↓	6:49		7:24	↓	8:25	9:25	10:25	11:25	12:35	3:25	4:40	6:25	8:25	9:25
Arlington Park	5:15	6:06	6:33	6:43	6:54	7:11	7:29	↓	8:29	9:29	10:29	11:29	12:39	3:29	4:44	6:29	8:29	9:29
Arlington Heights	5:18	6:10	6:38	↓	6:58	7:16	7:33	↓	8:32	9:32	10:32	11:32	12:42	3:32	4:47	6:32	8:32	9:32
Mount Prospect	5:23	6:15	6:44	↓	7:03	7:22	7:38	8:19	8:37	9:37	10:37	11:37	12:47	3:37	4:52	6:37	8:37	9:37
Cumberland	5:26	6:18	6:48	↓	7:06	↓	7:42	↓	8:40	9:40	10:40	11:40	12:50	3:40	4:55	6:40	8:40	9:40
Des Plaines	5:29	6:21	↓	6:54	7:11	↓	7:45	↓	8:44	9:44	10:44	11:44	12:54	3:44	4:59	6:44	8:44	9:44
Dee Road	5:33	6:25	↓	↓	7:15	↓	7:49	↓	8:48	9:48	10:48	11:48	12:58	3:48	5:03	6:48	8:48	9:48
Park Ridge	5:36	6:28	↓	↓	7:18	↓	7:52	↓	8:51	9:51	10:51	11:51	1:01	3:51	5:06	6:51	8:51	9:51
Edison Park	5:39	6:31	↓	↓	7:21	↓	7:55	8:28	8:54	9:54	10:54	11:54	1:04	3:54	5:09	6:54	8:54	9:54
Norwood Park	5:42	6:34	↓	↓	7:24	↓	7:58	↓	8:57	9:57	10:57	11:57	1:07	3:57	5:12	6:57	8:57	9:57
Gladstone Park	5:45	6:37	↓	↓	7:27	↓	8:01	↓	↓	↓	↓	↓	↓	↓	↓	↓	↓	↓
Jefferson Park	5:48	6:40	↓	↓	7:30	↓	8:04	↓	9:01	10:01	11:01	12:01	↓	4:01	5:16	7:01	9:01	10:01
Irving Park	5:52	6:44	↓	↓	7:34	↓	8:08	↓	9:05	10:05	11:05	12:05	1:15	4:05	5:20	7:05	9:05	10:05
Clybourn	5:59	6:51	7:06	7:11	7:41	7:45	8:15	8:41	9:12	10:12	11:12	12:12	1:22	4:12	5:27	7:12	9:12	10:12
Ogilvie Transportation Center	6:10	7:02	7:17	7:22	7:52	7:56	8:26	8:52	9:23	10:33	11:33	12:33	1:43	4:23	5:38	7:23	9:23	10:23

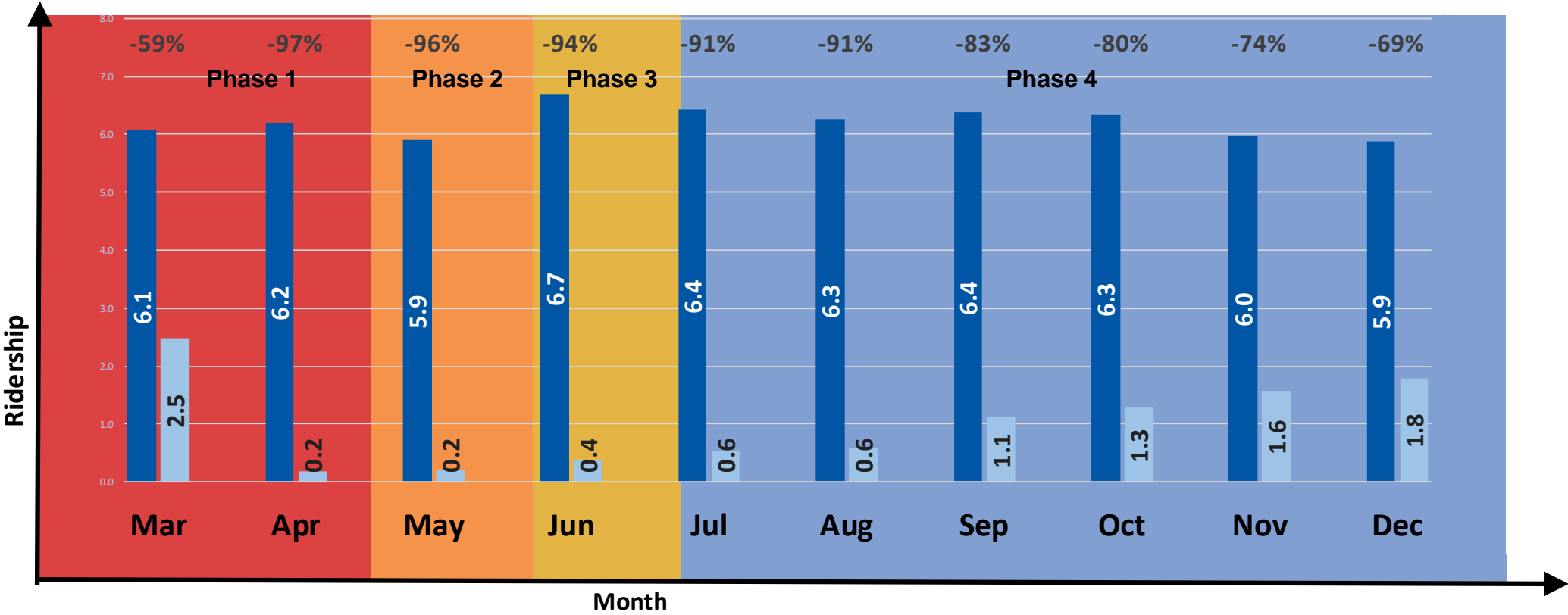
	Low Ridership	< 50 riders per car	Riders can expect to find a seat at least one row from other riders
	Some Ridership	50-70 riders per car	Riders can expect to find a seat and not have another rider sitting next to them
	Moderate Ridership	70-100 riders per car	Riders may have to stand to avoid sitting next to another rider
	High Ridership	100 + riders per car	Limited space available, riders may need to stand near other riders



Metra's Potential Recovery Phases



2020 Ridership Outlook





Metra

Metra